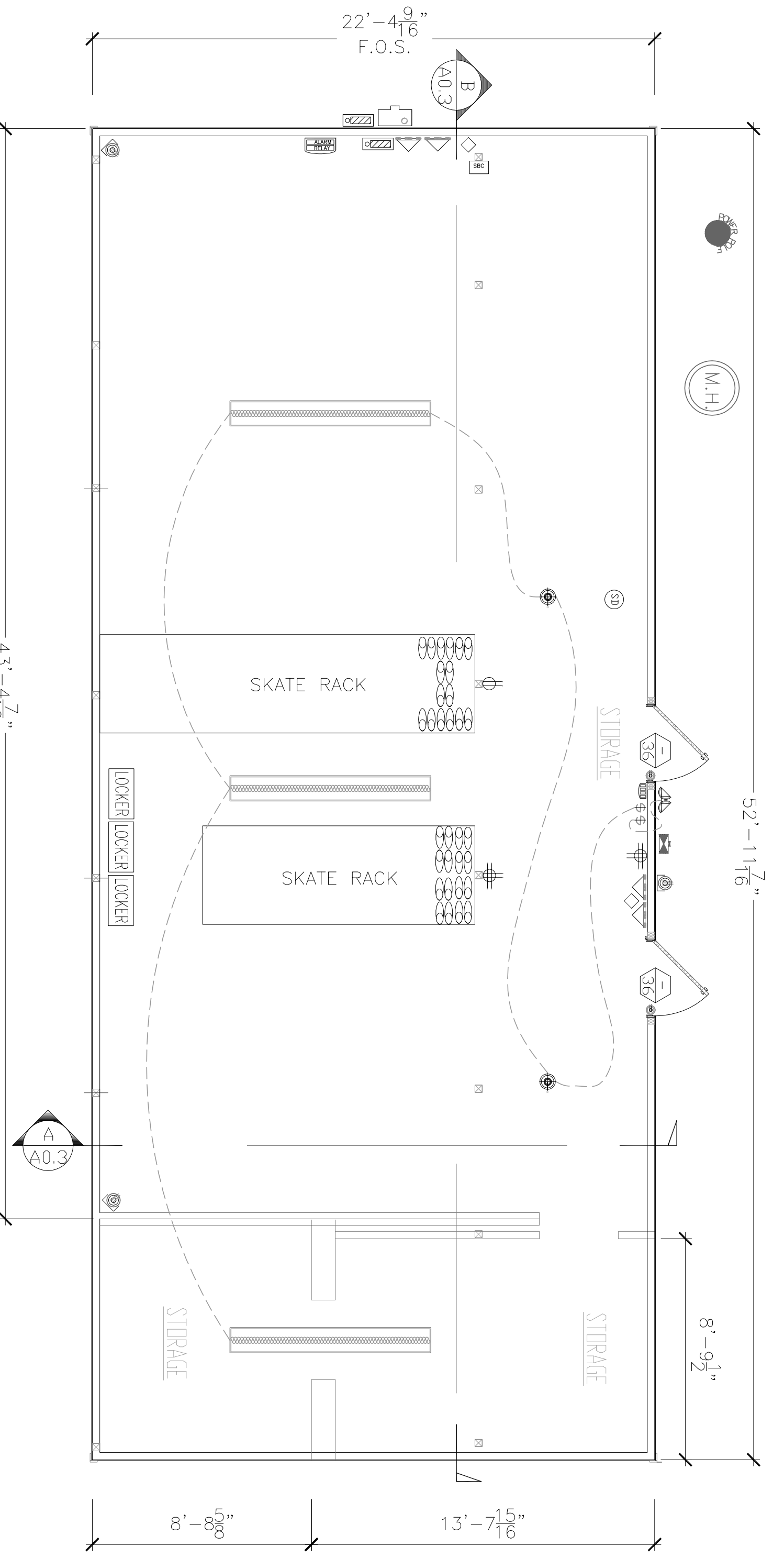


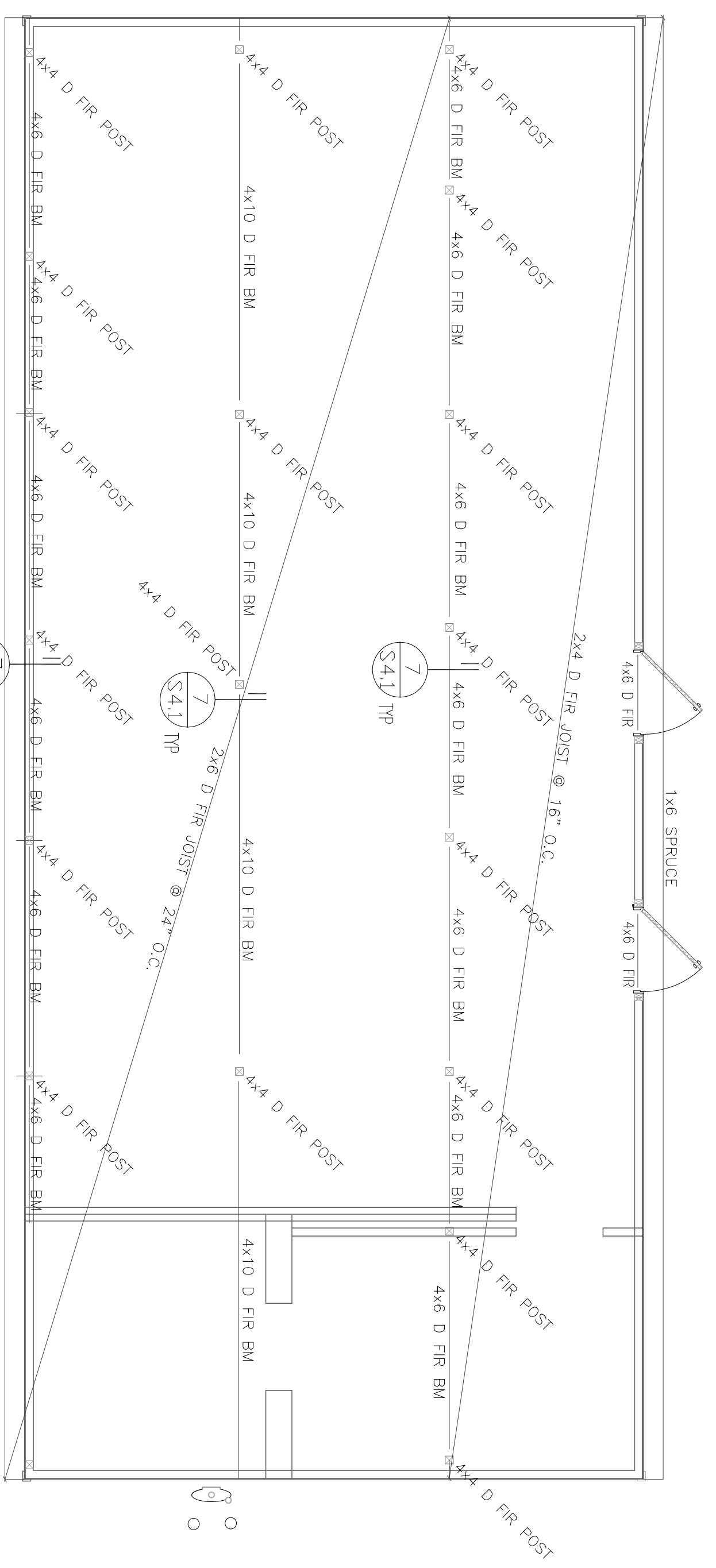
FOUNDATION PLAN
SCALE: 1/4"=1'-0"



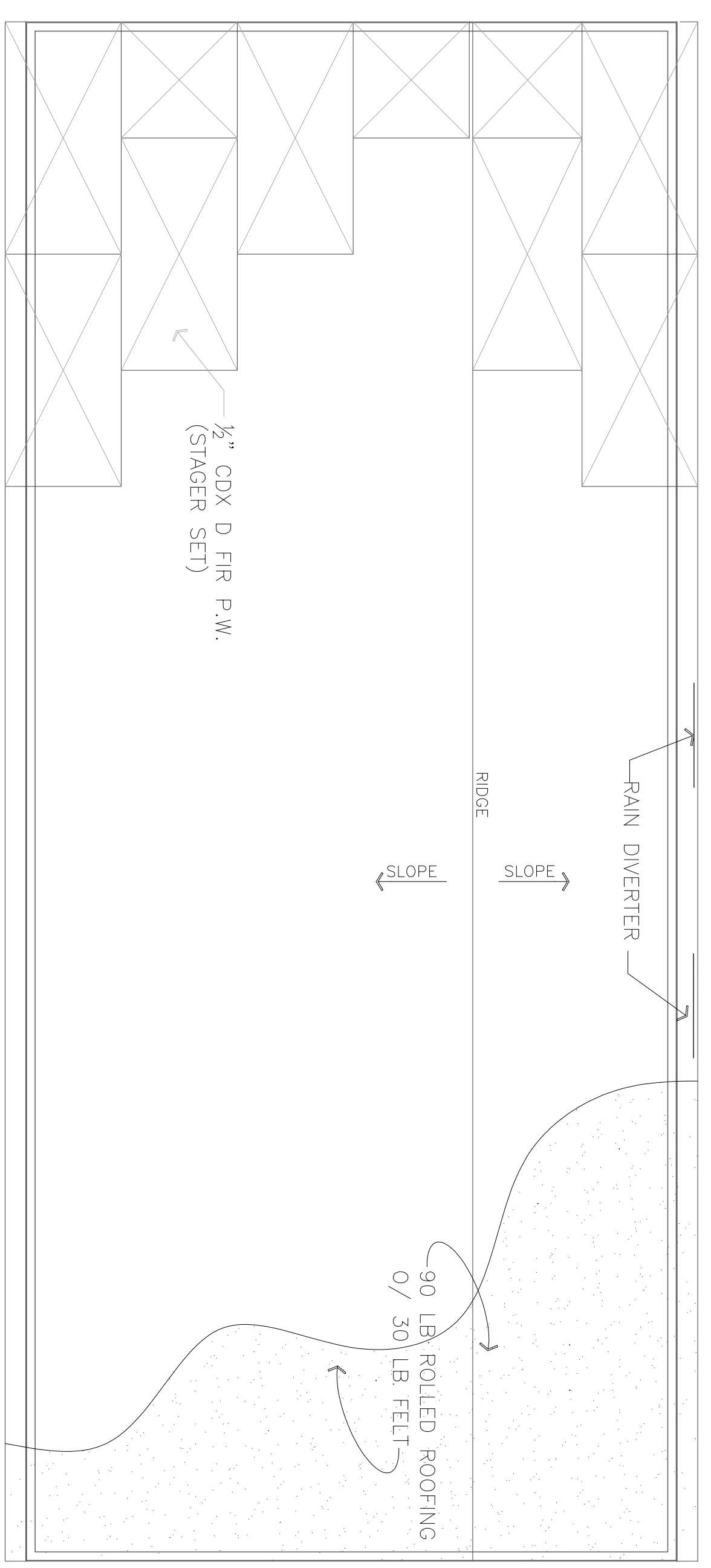
FLOOR PLAN
SCALE: 1/4"=1'-0"

ELECTRICAL CIRCUIT SYMBOLS

- SERVICE PANEL
- ELECTRICAL METER BOX
- GAS METER
- SMOKE DETECTOR
- HARDWIRED SMOKE DETECTOR
- BATTERY OPERATED SMOKE DETECTOR
- PHONE
- ALARM DETECTION LIGHT
- ALARM ACTIVATION SWITCH
- ALARM RELAY
- SINGLE POLE SWITCH MOUNT AT +48" ABOVE FINISH FLOOR
- 120 VOLT DUPLEX OUTLET RECEPTACLE MOUNTED AT +15" ABOVE FINISH FLOOR U/D.N.
- 120 VOLT FOURPLEX OUTLET RECEPTACLE MOUNTED AT +15" ABOVE FINISH FLOOR U/D.N.
- DOUBLE RECEPTACLE OUTLET 120
- MOTION DETECTOR ALARM SWITCH
- DOOR SWING ACTIVATED ALARM SWITCH
- 8 FLUORESCENT
- DULE FLOOD LIGHT
- CEILING MOUNT LIGHT FIXTURE W/ PULL CHAIN



FRAMING PLAN
SCALE: 1/4"=1'-0"



ROOF PLAN
SCALE: 1/4"=1'-0"

This plan and all plans are protected by the Copyright Laws of the United States Title 17 sec501.506. The home owner may not reproduce in part or whole without the written consent of Jim C. Penka

OWNER / APPLICANT
ROB KERTH
SACRAMENTO, CALIFORNIA 95693
PHONE 916-799-3128

ICELAND SKATING RINK
1430 DEL PASO BLVD
SACRAMENTO CALIFORNIA 95815
PHONE 916-799-3121

Placer County
North County
Mouli County
J.C.P. Drafting

NO.	DATE	REVISIONS	REMARKS
1	3-10-11	10/3/01	

REVISION NUMBER
COMMENT RE.#
REVISION CLOUD

48 SCALE 1/4"=1'-0"
DRAWN 06-13-11

A.03

PLAN DETAILS